Gokin

FLAMINGO G12/132D

710-740W



Supreme Quality

High Efficiency

Module efficiency up to 23.8% based on N-Type wafer and TOPCon technology

Excellent Energy Yield

More power output in field operation due to better thermal behaviors, weak-light performance and bifaciality

Anti-degradation

Unsusceptible to LID, LeTID and less annual degradation due to special charateristics of N-Type

Quality Guarantee

High module quality ensures long-term reliability

Module Characteristics

12-Year	30-Year	1%	0.4%
Product Warranty	Linear Power Warranty	First Year Degradation	Annual Power Degradation

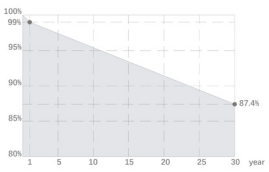

At least 87.4% of nominal power up to 30 years

IEC 61215(2021) / IEC 61730(2023)
ISO 9001: 2015: ISO Quality Management System
Anti-PID / Ammonia / Salt-mist / Dust and sand
Made in China

740W	23.8%	1%	0.4%
Maximum Power	Highest Conversion Efficiency	First Year Degradation	2-30 Years Annual Power Attenuation

Mechanical Parameters

Cell Type	N-Type TOPCon
No. of cells	132 (2×66)
Output Cables	TüV 1×4mm²
	(+)350mm,(-)280mm in length or customized length
Glass	Front: 2.0mm, AR-coating, semi-tempered
	Rear: 2.0mm, semi-tempered
Frame	Anodized aluminum alloy frame
Weight	37.1kg (81.79lbs)
Dimension	2384×1303×33mm
Packaging	33 pcs per pallet
	594 pcs per 40' HC
Protection Class	Class II
Fire Rating	IEC Class C

Engineering Drawings

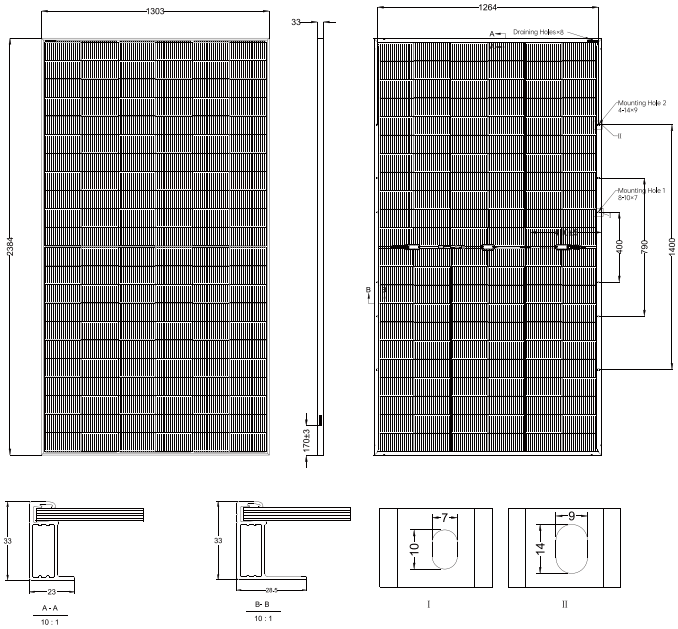

* Length:±2mm Width:±2mm Height:±1mm Row Pitch:±2mm

Electrical Characteristics (STC Test)

Module Type	GK-2-66HTBD-710M		GK-2-66HTBD-715M		GK-2-66HTBD-720M		GK-2-66HTBD-725M		GK-2-66HTBD-730M		GK-2-66HTBD-735M		GK-2-66HTBD-740M	
Testing Condition	STC	NOCT	STC	NOCT	STC	NOCT	STC	NOCT	STC	NOCT	STC	NOCT	STC	NOCT
Maximum Power (Pmax/W)	710	536	715	540	720	543	725	547	730	551	735	555	740	559
Open-circuit Voltage (Voc/V)	48.91	46.38	49.14	46.56	49.36	46.74	49.55	46.92	49.71	47.10	49.87	47.28	50.03	47.46
Short-circuit Current (Isc/A)	18.15	14.65	18.19	14.68	18.24	14.71	18.32	14.74	18.38	14.77	18.44	14.80	18.50	14.83
Maximum Power Voltage (Vmp/V)	41.50	39.12	41.69	39.27	41.91	39.38	42.10	39.55	42.25	39.74	42.39	39.93	42.53	40.16
Maximum Power Current (Imp/A)	17.11	13.70	17.15	13.75	17.18	13.79	17.22	13.83	17.28	13.86	17.34	13.89	17.40	13.92
Module Efficiency (%)	22.9		23.0		23.2		23.3		23.5		23.7		23.8	

Note: 1、STC: Irradiance 1000W/M², Cell Temperature25℃, AM=1.5 2、NOCT: Irradiance 800W/M², Ambient Temperature 20℃, AM=1.5, Wind Speed 1M/S

Different Rearside Power Gain (Reference to 715W)

Rearside Power Gain	5%	10%	20%
Maximum Power at STC (Pmax)	750.8	786.5	858.0
Open-circuit Voltage (Voc/V)	49.1	49.1	49.1
Short-circuit Current (Isc/A)	19.1	20.0	21.8
Maximum Power Voltage (Vmp/V)	41.7	41.7	41.7
Maximum Power Current (Imp/A)	18.0	18.9	20.6
Module Efficiency (%)	24.2	25.3	27.6

*The above data is for reference only. When signing a contract, the latest version of the product specification shall prevail.

Working Parameters

Operating Temperature	-40℃~ +85℃
Power Tolerance	0~ +5W
Maximum System Voltage	1500V(IEC)
NMOT	45±2℃
Maximum Series Fuse Rating	35A
Bifacial Factor	80±5%
Junction Box	IP68

Temperature Ratings (STC)

Temperature coefficient of Isc	+ 0.045%/℃
Temperature coefficient of Voc	- 0.25%/℃
Temperature coefficient of Pmax	- 0.29%/℃

Mechanical Loading

Front Side Maximum Static Loading	5400Pa
Rear Side Maximum Static Loading	2400Pa
Hailstone Test	25mm hailstone at 23m/s

Gokin

GK-2-66HTBD-SF-DG-F1 EN

© Gokin Solar Co., Ltd. All rights reserved.

Note: Please read the safety and installation manual before using the product. We reserve the right of final interpretation. The specifications in this datasheet are subject to change without notice.

Production Base: No.1 Hejin Avenue, Automotive Industry Base, Huadu District Guangzhou City, Guangdong Province

www.gokinsolar.com gk@gokinsolar.com